

Smarter technology for all

# Lenovo įrankiai ir priemonės gerovei užtikrinti: nuo IT administratoriaus iki darbuotojo

Adas Liubancas

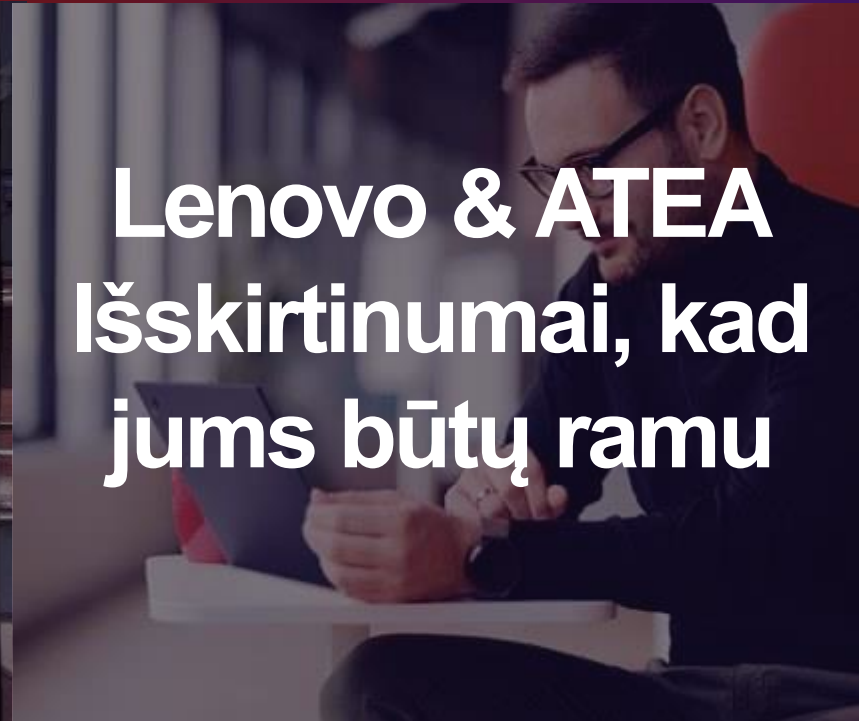
Lenovo



**Įrankiai  
darbuotojui**



**Įrankiai  
administratoriui**



**Lenovo & ATEA  
Išskirtinumas, kad  
jums būtų ramu**



**Lenovo &  
ATEA  
išskirtinumi**





## **Premier Support Delivery Partner**

Jeigu ir kažkas nutiks – jūs  
geriausiose rankose



## **Platinum 360 Plus partnerystė**

Visos įmanomos  
kompetencijos vienoje vietoje



## **Atea Device Insight powered by Lenovo**

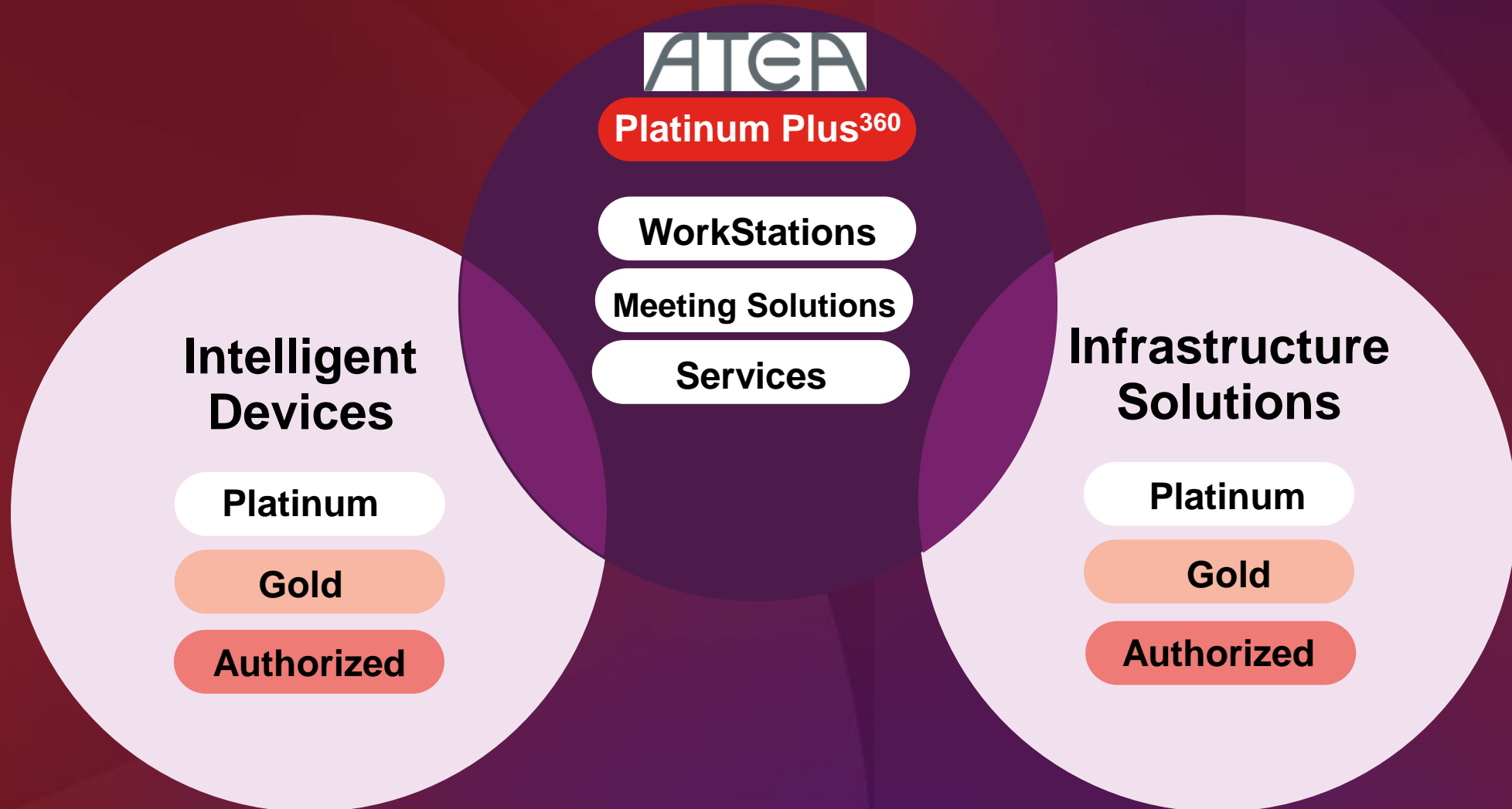
Dirbtiniu intelektu paremtas  
sprendimas

# Premier Support delivery Partner

FEATURES	Depot Support	Onsite Support	PREMIER SUPPORT
Advanced technical support available 24 x 7 x 365			✓
Comprehensive hardware and OEM software support			✓
Single point of contact for simplified end-to-end case management			✓
Technical Account Managers for proactive relationship and escalation management			✓
Labor & parts prioritization			✓
Access to service level reporting			✓
Advanced scheduling of Premier-certified technicians & onsite labor email notifications			✓
Break / fix support for broken machines	✓	✓	✓



# Platinum 360 Plus partnerystè



# Atea Device Insight powered by Lenovo

MES TURIME ĮRANKĮ, KURIS



ĮGALINA JŪSŲ  
KOMPIUTERIUS  
DIRBTI PILNU  
PAJĖGUMU



PADIDINA  
DARBUOTOJŲ  
PRODUKTYVUMĄ IR  
GERĄJĄ PATIRTĮ



PADEDA IT  
ADMINISTRATORIAMS  
SPRĘSTI SVARBESNES  
UŽDUOTI

# Atea Device Insight powered by Lenovo



Proaktyviai  
sprendžia  
ateityje  
galinčias  
ištikti  
problemas

- Dashboard
- Issues & Reports
- BSOD Crashes
- App Performance
- Batteries
- Storage Drives
- Available Updates
- Additional Reports
- User Experience
- UX Surveys
- Discover & Resolve
- Device Lookup
- App Vision
- Device Manager
- Users Manager
- Support Tickets
- Configuration
- Help & Resources

## Storage Drive Issues 📄 17 hours ago

CURRENT ISSUES  
All Detected 888
POTENTIAL ISSUES  
High Risk 433
POTENTIAL ISSUES  
Medium Risk 211
POTENTIAL ISSUES  
Out of Capacity 0


09/11/2024 - 09/12/2024

Resolution status: Includ... X

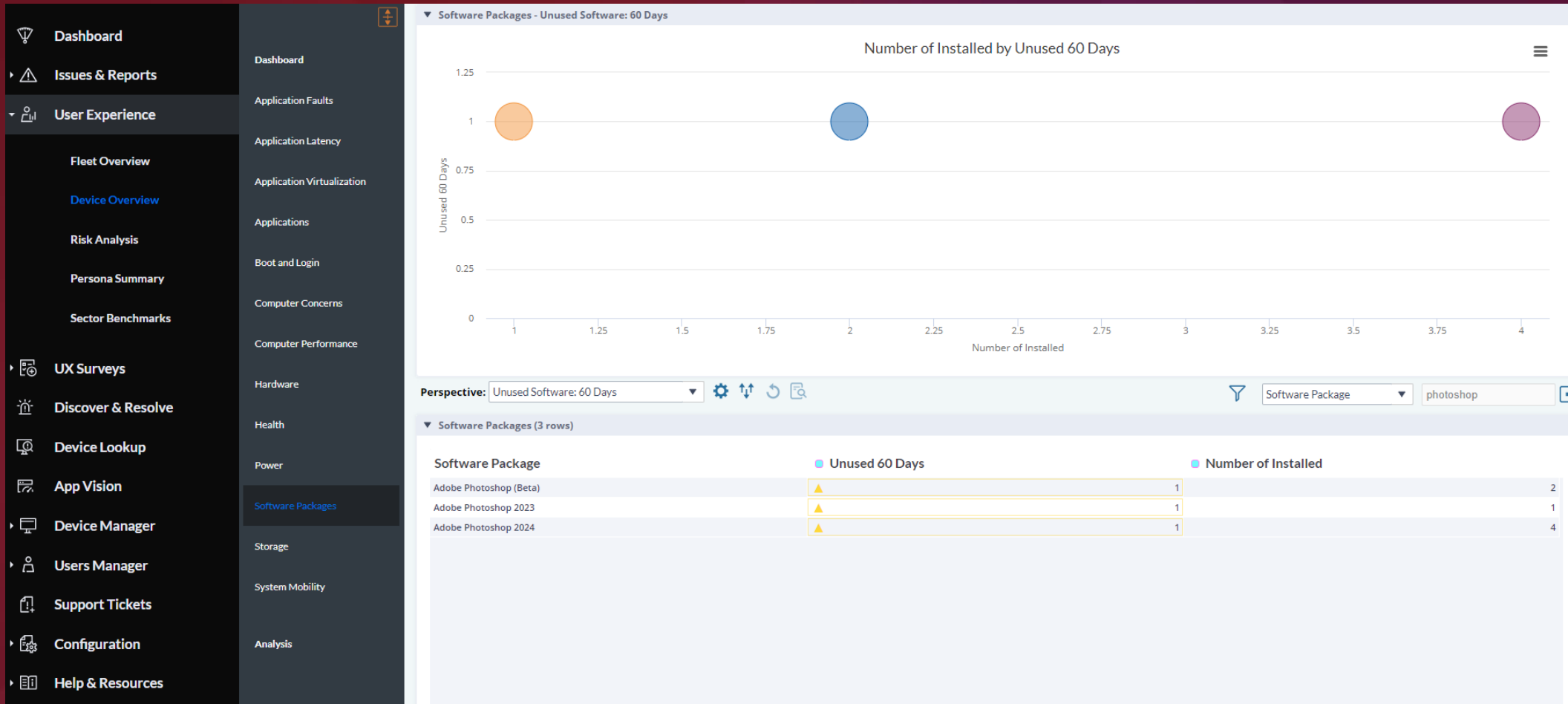
<input type="checkbox"/>	Device Name	Serial Number	Storage Type	<span style="color: #2980b9;">!</span>	Storage Used	Severity	<span style="color: #2980b9;">!</span>	Detected Issue	Device Label	Detected On	Actions
<input type="checkbox"/>	System5063	SN83167844-00129	SSD		83% used (1138 G...	High		HW_STORAGE_DE...	20QD +1	09-29-2019 11:09 ...	⋮
<input type="checkbox"/>	System3849	SN83167844-00137	SSD		83% used (1401 G...	Medium		HW_STORAGE_DE...	Office1	09-29-2019 11:09 ...	⋮
<input type="checkbox"/>	System5635	SN83167844-00138	HDD		95% used (816 GB ...	Low		HW_STORAGE_DE...	Office1	09-29-2019 11:09 ...	⋮
<input type="checkbox"/>	System3480	SN83167844-00136	SSD		37% used (373 GB ...	High		HW_STORAGE_DE...	Office1	09-29-2019 11:09 ...	⋮
<input type="checkbox"/>	System4462	SN83167844-00145	SSD		10% used (114 GB ...	High		HW_STORAGE_DE...	Office2	09-29-2019 11:09 ...	⋮
<input type="checkbox"/>	System3763	SN83167844-00158	SSD		72% used (1314 G...	High		HW_STORAGE_DE...	Office1	09-29-2019 11:09 ...	⋮
<input type="checkbox"/>	System5313	SN83167844-00106	SSD		85% used (1261 G...	High		HW_STORAGE_DE...	Office1	10-02-2019 11:09 ...	⋮
<input type="checkbox"/>	System5078	SN83167844-00111	SSD		51% used (525 GB ...	High		HW_STORAGE_DE...	20QD +1	10-02-2019 11:09 ...	⋮
<input type="checkbox"/>	System3542	SN83167844-00119	HDD		63% used (111 GB ...	High		HW_STORAGE_DE...	Microso... +1	10-02-2019 11:09 ...	⋮
<input type="checkbox"/>	System5399	SN83167844-00122	SSD		34% used (475 GB ...	Medium		HW_STORAGE_DE...	Office1	10-02-2019 11:09 ...	⋮
<input type="checkbox"/>	System5077	SN83167844-00126	HDD		24% used (164 GB ...	High		HW_STORAGE_DE...	Office2	10-02-2019 11:09 ...	⋮
<input type="checkbox"/>	System3849	SN83167844-00137	SSD		83% used (1401 G...	High		HW_STORAGE_DE...	Office1	10-02-2019 11:09 ...	⋮
<input type="checkbox"/>	System4817	SN83167844-00151	SSD		30% used (527 GB ...	High		HW_STORAGE_DE...	Microso... +1	10-02-2019 11:09 ...	⋮



# Atea Device Insight powered by Lenovo



Padeda  
sumažinti IT  
išlaidas  
pertekliniams  
Hardware is  
Software įrangai



# Atea Device Insight powered by Lenovo



Atlaisvina rankas  
IT  
administratoriams

The screenshot displays the Atea Device Insight interface. On the left is a dark sidebar with navigation items: Dashboard, Issues & Alerts, User Experience, UX Surveys, Discover, Device Health, App Visibility, Device Management, Users Management, Support, Configuration, and Help & Feedback. The main area shows a 'Current Issues' section with a warning icon and the text: 'Description BitLocker encryption is not configured to the highest security levels. Protection Status values are defined as follows: 0: Protection Off, 1: Protection On, 2: Protection Unknown'. A 'Run Automation' dialog box is open, showing a search for 'bitloc' and a list of automation scripts: 'Service\_Enable\_Bitlocker' and 'Service\_Restart\_Bitlocker'. The 'Service\_Enable\_Bitlocker' script is selected, showing its description: 'This script will enable the Bitlocker Service. Supported OS: Windows'. The 'Parameters' section states: '\*The selected Automation has no assigned parameters; the associated Action will be executed as is.' The 'Execution' section shows 'Eligible Systems: 20 systems' and 'Run Mode: Run Silently'. At the bottom of the dialog are buttons for '< Back to Tools', 'Run', and 'Cancel'.



# **Įrankiai administratoriui**



## Lenovo Device Manager

Valdykite savo IT patys  
nepakilę iš savo darbo vietos



## Lenovo Service Connect

Duomenų bazė savo Lenovo  
įrangai seksti



## iFixit

Kam gaišti laiką, jeigu galite  
pats?



# Lenovo Device Manager (LDM)

Kam jis skirtas

## Lenovo Device Manager

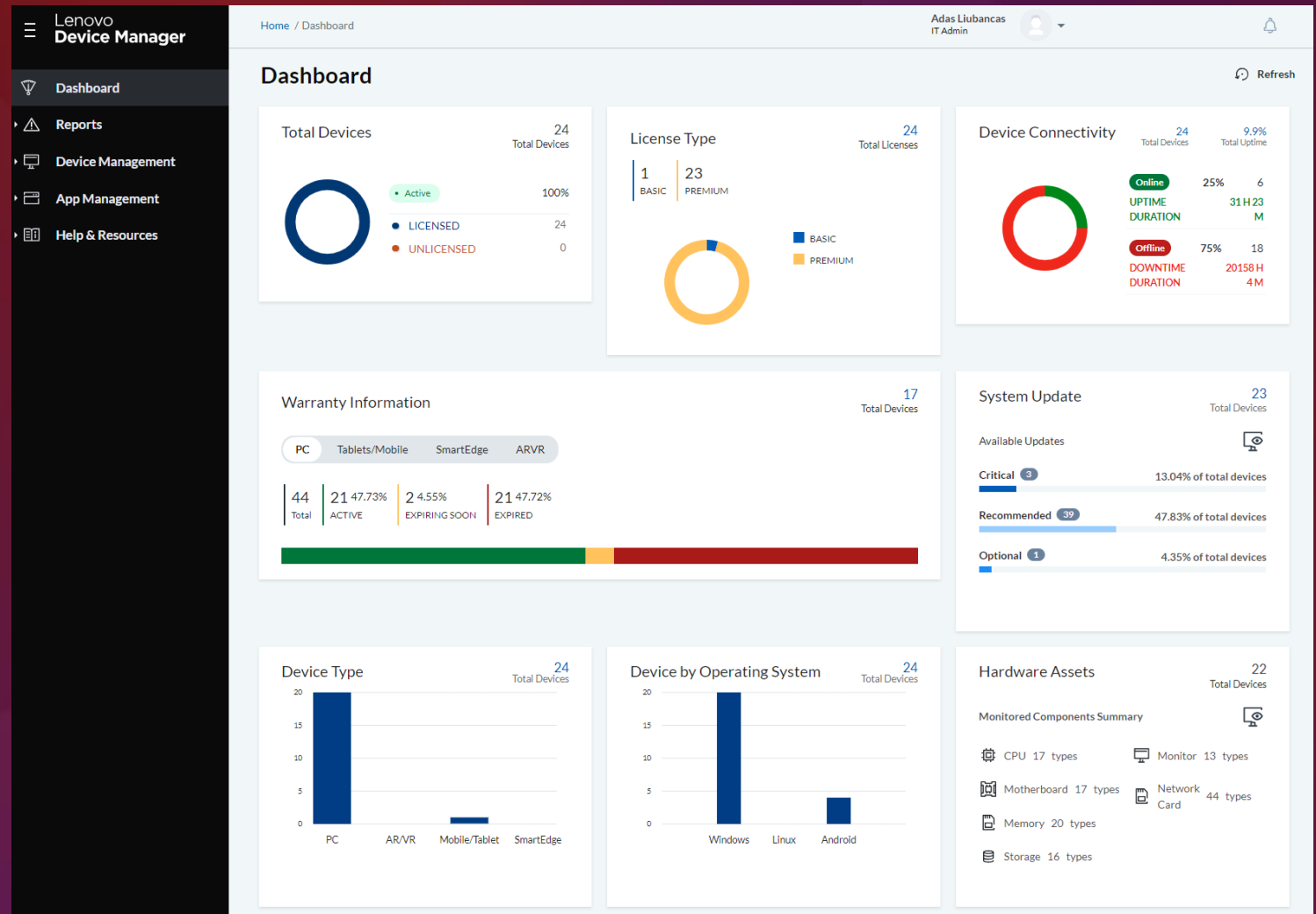
### Kam jis skirtas

Lenovo Device Manager yra debesijos sprendimas IT administratoriams valdyti savo organizacijos įrenginius (Endpoint). Sukurtas Lenovo komandos, šis įrenginys leidžia centralizuoti ir nuotoliu valdyti savo organizacijos įrenginius ir užtikrinti jų, bei duomenų juose saugumą. Valdykite visus įrenginius: Windows, Android ir Linux

# Lenovo Device Manager (LDM)

## Privalumai

Viskas vienoje vietoje: matykite visą savo IT įrangą vienoje vietoje (Windows, Linux, Android)



# Lenovo Device Manager (LDM)

## Privalumai

Atnaujinimai be rūpesčių:  
automatizuokite  
Firmware,  
BIOS, Windows,  
Driver'ių ir 3-ių  
šalių  
programinės  
įrangos  
atnaujinimus

Lenovo Device Manager

Home / App Management / System Update

Adas Liubancas  
IT Admin

System Update Securely scan and update BIOS, Drivers and Firmware on Lenovo Windows devices

Refresh

Check for updates

Updates Devices

Search by device

Devices Devices Groups

Update Type	Status	Severity	Reboot Required
Driver	Available	Critical	Reboot Required
Driver	Available	Recommended	
Driver	Available	Recommended	Reboot Required
Driver	Available	Recommended	Reboot Required

Update now

AP-R90RA99F

JB-T480s

TKOLLER\_X1

maxtest

SKOHLER1-2V4ZM3

TSA-PW03JE0L

JBROWN10-1VNFEB

# Lenovo Device Manager (LDM)

## Privalumai

Matykite aktyvuotą programinę įrangą visuose įrenginiuose

The screenshot displays the Lenovo Device Manager (LDM) interface. The left sidebar contains navigation options: Dashboard, Reports, Low Battery, Storage, OTA Deployment, Software Inventory Change Log, Decommissioned Devices, Hardware Asset Changes, Patch Deployment Status, System Update Status, Power Management Status, Energy Savings, Software Inventory Audit, Device Management, App Management, and Help & Resources. The main content area shows a 'Software Inventory Audit Report' for user 'Adas Liubancas IT Admin'. It includes an 'Export' button, a date filter (MM/DD/YYYY - MM/DD/YYYY), and a search bar for 'Software Name'. The report lists various software items with their versions and installation counts. Below the list is a table with columns: Device Name, Serial Number, Device Family, Initial Install Date, Date Last Updated, and Method Of Install.

Device Name	Serial Number	Device Family	Initial Install Date	Date Last Updated	Method Of Install
TKOLLER_X1	PF41RPSF	ThinkPad X1 Yoga Gen 7	2024-08-29	09-11-2024	DEVICE



# Lenovo Service Connect

Kam jis skirtas

## Kam jis skirtas

Tai debesijos portalas, kuris leidžia klientams stebėti savo Lenovo įrenginių inventorių, elektroniniu būdu spręsti garantines problemas, matyti visą su įrenginiais susijusią informaciją, bei duomenis apie garantijos trukmę. Klientai gali atsisiųsti CO2 kompensacijos ataskaitas savo organizacijai.

**Tai nemokamas įrankis Lenovo klientams**

# Lenovo Service Connect

## Privalumai

Matysite visą savo Lenovo IT įrangą viename įrankyje

## Dashboard

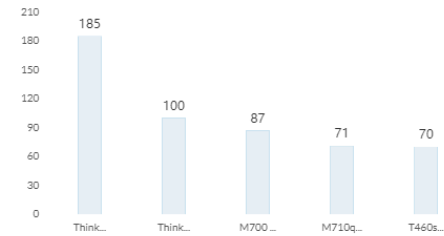
CONFIGURE

### Warranty Status



● In Warranty  
● Expiring Soon  
● Expired

### Top 5 Inventory



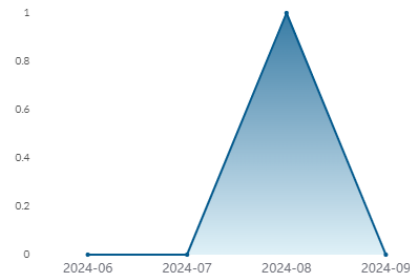
● Premier Support ● Premier Support Plus ● Premium Care  
● Premium Care Plus ● Non-Premier

### Service Cases



● Open  
● Closed in Last 30 Days

### New assets in Past 3 months (Total:1)



### Top 1 Part Replacement Quantity-Monthly split



● 2024-07


# Lenovo Service Connect


## Privalumai


Matysite informaciją apie įrenginių garantijas ir jų pasibaigimo laiką

### Warranties

Search by product name, serial number, machine type

 IN WARRANTY **197**

 EXPIRING SOON **0**

 EXPIRED **568**

Quantity  Brand  Group  Product  Country / Region  Type  Days remaining

Status  End Date range  Inventory Status  [MORE](#) [CLEAR ALL FILTERS](#) [SAVE FILTERS](#)


Select	Quantity	Product						View Details
<input type="checkbox"/>	87	M700 Desktop Tiny (ThinkCentre)						▼
<input type="checkbox"/>	71	M710q Desktop (ThinkCentre)						▼
<input type="checkbox"/>	1	P3 Tower Workstation (ThinkStation)						▼
<input type="checkbox"/>	28	T14 Gen 3 (Type 21CF, 21CG) Laptop (ThinkPad)	Serial / IMEI	Country / Region	Type	Days remaining	Status	▲
		T14 Gen 3 (Type 21CF, 21CG) Laptop (ThinkPad)	PF4B7P3T	Estonia	➕ Premier Support	638	🟢	
		T14 Gen 3 (Type 21CF, 21CG) Laptop (ThinkPad)	PF4B7SBV	Estonia	➕ Premier Support	643	🟢	
		T14 Gen 3 (Type 21CF, 21CG) Laptop (ThinkPad)	PF4B7SCF	Estonia	➕ Premier Support	643	🟢	
		T14 Gen 3 (Type 21CF, 21CG) Laptop (ThinkPad)	PF4B7SB7	Estonia	➕ Premier Support	639	🟢	
		T14 Gen 3 (Type 21CF, 21CG) Laptop (ThinkPad)	PF4B7P55	Estonia	➕ Premier Support	632	🟢	
		T14 Gen 3 (Type 21CF, 21CG) Laptop (ThinkPad)	PF4B7P6Z	Estonia	➕ Premier Support	695	🟢	
		T14 Gen 3 (Type 21CF, 21CG) Laptop (ThinkPad)	PF4B7SCX	Estonia	➕ Premier Support	681	🟢	
		T14 Gen 3 (Type 21CF, 21CG) Laptop (ThinkPad)	PF4B7P6H	Estonia	➕ Premier Support	695	🟢	
		T14 Gen 3 (Type 21CF, 21CG) Laptop (ThinkPad)	PF4B7A64	Estonia	➕ Premier Support	680	🟢	
		T14 Gen 3 (Type 21CF, 21CG) Laptop (ThinkPad)	PF4B7SCA	Estonia	➕ Premier Support	680	🟢	

# Lenovo Service Connect

## Privalumai

Galėsite sukurti serviso „ticket“a“ tiesiai iš Service Connect portalo

PC Support > Laptops > T Series laptops (ThinkPad) > T14 Gen 3 (Type 21CF, 21CG) Laptop (ThinkPad) - Type 21CF



### Contact Us

Welcome to Lenovo Premier Support

Important: By contacting Lenovo, you are certifying that you are aged 16 or older.

T14 Gen 3 (Type 21CF, 21CG) Laptop (ThinkPad) - Type 21CF

Premier Support

Serial Number PF4B7SBV

Detect Product Change Product

- Product Home
- Drivers & Software
- Troubleshoot & Diagnose
- How To's
- Guides & Manuals
- Warranty & Services
- Repair Status

Chat with a Specialist  
9:00am to 8:00pm (EST) Monday to Friday  
Chat Now >

Submit a New Ticket  
Submit a new service request to resolve your issue  
Submit Now >

Repair My Out Of Warranty Device  
Pay for professional repair to restore your device even after...  
Start Now >

Repair Status  
Check the status of your product repair  
View Repair Status >

Incorrect Warranty  
Get help with incorrect Warranty status  
Update Registration >

Consult Our Forum  
Get assistance from our community  
Visit The Forum >

Lenovo Support on YouTube  
Access instructional content about Lenovo products. Watch tutorial...  
Learn More >

Call for Premier Support  
Premier Support Phone List  
Learn More >

Looking for Genuine Lenovo Parts? Visit [Parts Lookup](#) to find compatible parts.



# Lenovo Service Connect

## Privalumai

Matysite garantinių darbų istoriją ir kiekvieno atvejo procesą

## Service Cases

Search by serial number, machine type or case ID

SERVICE CASE DASHBOARD

OPEN CASES

SERVICE CASE HISTORY

Premier Problem Category Brand Group Product Country / Region Status  
Case Create Date Created From Case Submitter Contact Name Replaced Part City Machine Description  
External Case Reference Number Associate Products Accidental Damage Protection Work Order Type

MORE CLEAR ALL FILTERS SAVE FILTERS

Create Date	Case	Problem Category	Product	Serial / IMEI	Country / Region	Status	Priority	Created From	Replaced Part
2024/07/24	2020071573	Hardware / Repair	T14 Gen 4 (Type 21K3, 21K4) Laptop (ThinkPad)	PF4NN2PJ	Estonia	Closed		CRM	SYSTEM BOARDS(1)
2024/07/11	2019845980	Hardware / Repair	T14 Gen 4 (Type 21K3, 21K4) Laptop (ThinkPad)	PF4NN2PJ	Estonia	Closed		CRM	SYSTEM BOARDS(1)
2024/06/10	2019278229	Hardware / Repair	T14 Gen 4 (Type 21K3, 21K4) Laptop (ThinkPad)	PF4NMQE4	Estonia	Closed		CRM	SYSTEM BOARDS(1)
2023/08/11	2013671399	Hardware / Repair	T14 Gen 3 (Type 21CF, 21CG) Laptop (ThinkPad)	PF4B7SBV	Lithuania	Closed		CRM	SYSTEM BOARDS(1)
2023/08/10	2013653809	Hardware / Repair	T14 Gen 3 (Type 21CF, 21CG) Laptop (ThinkPad)	PF4B7P39	Lithuania	Closed		CRM	SYSTEM BOARDS(1)
2022/07/19	2007576722	Hardware / Repair	T470s (type 20HF, 20HG) Laptop (ThinkPad)	PCOLFH39	Estonia	Cancelled		eSupport	

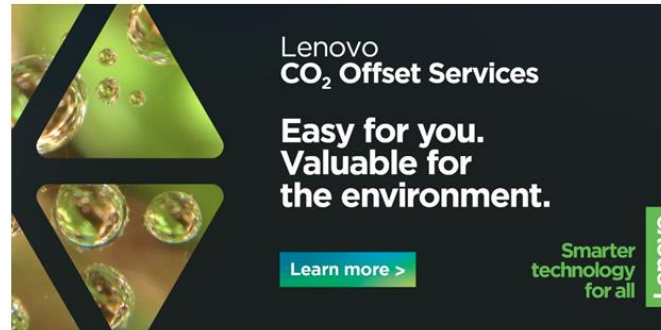
Rows 1-6 of 6 Show 25 entries

DOWNLOAD REPORT

# Lenovo Service Connect

## Privalumai

Atsisiųsite  
CO2  
kompensavimo  
ataskaitas ir  
sertifikatus



Thank you for choosing Lenovo's CO2 Offset Services! We appreciate your commitment to making sustainable choices. Below is a summary of your CO2 Offset activity as requested.

The following is confirmation that the requested serial numbers have been carbon offset through Lenovo's CO2 Offset Services.

PF4B7P3T has been CO2 Offset

At 04/13/2023

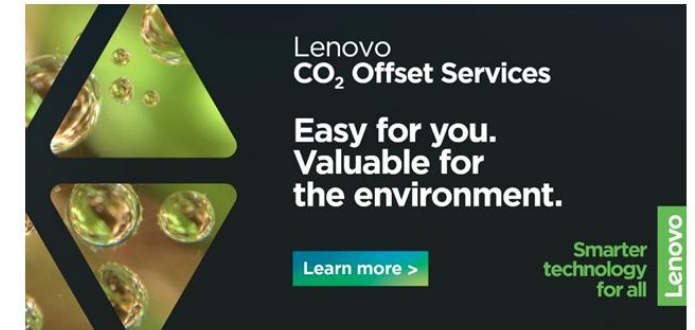
A total of 1 metric ton(s) has been offset.

The identified serial number supported the following environmental project as part of the offsetting efforts:

[Combined Cycle at Loma de la Tata](#)

When you purchase the CO2 offset service you agree to the terms stated in the Lenovo Personal Computing Devices Agreement, available [Here](#) Lenovo Services not available for every model and are subject to availability. Lenovo reserves the right to alter product offerings and specifications, at any time, without notice. Lenovo makes every effort to ensure accuracy of information but is not liable or responsible for any editorial, photographic, or typographic errors. Images are for illustration purposes only. For full Lenovo product, service, and warranty specifications, visit [www.lenovo.com](http://www.lenovo.com). Lenovo and the Lenovo logo are trademarks or registered trademarks of Lenovo. Other company, product and service names may be trademarks or service marks of others.

© Lenovo 2022. All rights reserved.



Thank you for choosing Lenovo's CO2 Offset Services! We appreciate your commitment to making sustainable choices. Below is a summary of your CO2 Offset activity as requested.

The following is confirmation that the requested serial numbers have been carbon offset through Lenovo's CO2 Offset Services.

PF4NQ562 has been CO2 Offset

At 12/06/2023

A total of 0.5 metric ton(s) has been offset.

The identified serial number supported the following environmental project as part of the offsetting efforts:

[Phlogiston Phase I](#)

When you purchase the CO2 offset service you agree to the terms stated in the Lenovo Personal Computing Devices Agreement, available [Here](#) Lenovo Services not available for every model and are subject to availability. Lenovo reserves the right to alter product offerings and specifications, at any time, without notice. Lenovo makes every effort to ensure accuracy of information but is not liable or responsible for any editorial, photographic, or typographic errors. Images are for illustration purposes only. For full Lenovo product, service, and warranty specifications, visit [www.lenovo.com](http://www.lenovo.com). Lenovo and the Lenovo logo are trademarks or registered trademarks of Lenovo. Other company, product and service names may be trademarks or service marks of others.

© Lenovo 2022. All rights reserved.

“


iFixit





Lenovo

⤴ Pull up for precise seeking





**ThinkPad L14**



**ThinkPad L16**



**ThinkPad T14**



**ThinkPad T16**





# **Įrankiai darbuotojui**



## Lenovo Vantage

Įrankis valdyti asmeninį kompiuterį



## Atsakingas naudojimasis kompiuteriais

Patarimai geresnei savijautai palaikyti su Lenovo Glance by Mirametrix



## Žmonėms su negalia

Sprendimai, padedantys žmonėms su negalia

# Lenovo Vantage

Gerovė darbuotojui

Asmeninė  
įrenginio  
priežiūra ir visa  
informacija  
apie įrenginį  
vienoje  
aplikacijoje

The screenshot displays the 'My Device' interface for a ThinkPad X1 Yoga Gen 6. The page is organized into several sections:

- Device Information:** ThinkPad X1 Yoga Gen 6, Serial number: PF3BA2CP, Product number: 20XY004FMH, BIOS version: N32ET92W 1.68.
- My device status:** A list of four status items, each with a checkmark and a 'Learn more' link:
  - Processor (11th Gen Intel(R) Core(TM) i7-1165G7 @ 2.80GHz)
  - Memory (13.01 GB of 15.73 GB)
  - Disk space (439.63 GB of 476.94 GB)
  - Updates checked (checked on 9/13/2024)
- Storage:** Two circular progress indicators showing usage. Disk space: 37.3 GB free, 439.63 GB used of 476.94 GB total. Memory: 2.71 GB available, 13.01 GB used of 15.73 GB total.
- Warranty:** A section indicating the device is 'IN WARRANTY' with a checkmark. It shows a start date of 12/21/2021 and an end date of 12/20/2024, with a 'VIEW WARRANTY OPTIONS' button.

# Lenovo Vantage

Gerovė darbuotojui

Asmeninio  
įrenginio  
atnaujinimai  
vienoje vietoje

The screenshot displays the 'System Update' section of the Lenovo Commercial Vantage application. At the top, the device is identified as 'ThinkPad X1 Yoga Gen 6'. The main area is titled 'System Update' and contains several sections:

- Available updates found:** A message states, 'These packages include updates to hardware drivers and other system utilities that are critical for the correct operation of your computer. Please install the updates to keep your computer running at its best.' Below this are two buttons: 'UPDATE NOW' and 'CHECK AGAIN'.
- Select all:** A checkbox labeled 'Select all' is present.
- 1 Recommended Update(s):** A section titled '1 Recommended Update(s)' with the instruction 'Keep your computer running at optimal performance.' It lists one update: 'Quectel EM120R-GL Wireless WAN Driver - 10 (1809 or Later)/11 (21H2 or Later)' with a download size of 277.1 MB.
- 1 Ignored Update(s):** A section titled '1 Ignored Update(s)' with an 'Expand' dropdown arrow.
- Update History:** A section titled 'Update History' with a 'Collapse' dropdown arrow. It shows a table with columns for 'Name' and 'Sort by Date'. One entry is visible: 'Quectel EM120R-GL Wireless WAN Driver - 10 (1809 or Later)/11 (21H2 or Later)- 1.0.0.37', which is marked as 'INSTALLED SUCCESSFULLY'.
- Auto update settings:** A sidebar on the right contains 'Auto update settings' with the instruction 'Automatically install updates'. It includes three toggle switches: 'Critical Updates' (checked), 'Recommended Updates' (checked), and 'Windows Updates' (unchecked, with a link to 'Windows Settings').

# Lenovo Vantage

Gerovė darbuotojui

Visi  
nustatymai,  
kad būtų  
patogu dirbti su  
kompiuteriu  
vienoje vietoje

Lenovo Commercial Vantage

ThinkPad X1 Yoga Gen 6

Dashboard Device WiFi security Hardware Scan Preference Settings

My Device Settings

Power Microphone Display & Camera Input & Accessories Smart Assist

Input & Accessories

Intelligent Keyboard Collapse

Hidden Keyboard Functions

You can press the Fn key, on the bottom left of your keyboard, simultaneously with other keys to invoke the commands shown in the keyboard map below.

Esc Fn F1 F2 F3 F4 F5 F6 F7 F8 F9 F10 F11 F12

1 2 3 4 5 6 7 8 9 0

Tab Q W E R T Y Z U I O P

A S D F G H J K L

Z Y X C V B N M

Fn Ctrl Win Alt PrtSc

Fn + 4 enter sleep mode

Fn + Tab enable zooming feature on high resolution displays

Fn + Space change keyboard backlight states

Battery

100%

The battery is in good condition.

SEE BATTERY DETAILS



# Lenovo Glance by Mirametrix

## Gerovė darbuotojui

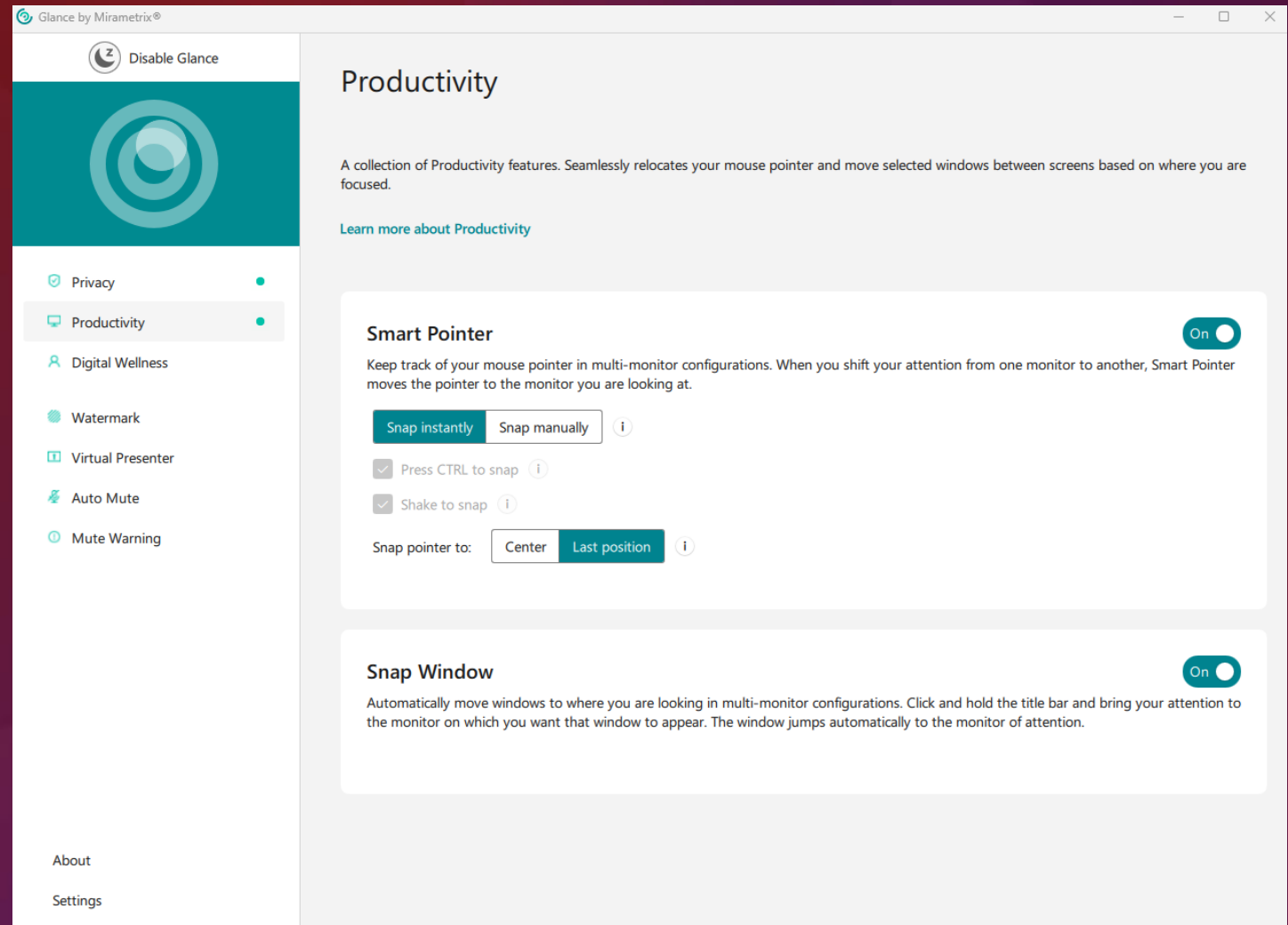
Programinė įranga bei sensoriai primena darbuotojui, kada pailsinti akis, bei įspėja, jeigu darbuotojo sėdėsena netaisyklinga

The screenshot displays the 'Glance by Mirametrix' application window. On the left is a navigation sidebar with a 'Disable Glance' button at the top, a circular logo, and a list of settings: Privacy, Productivity, Digital Wellness (selected), Watermark, Virtual Presenter, Auto Mute, and Mute Warning. At the bottom of the sidebar are 'About' and 'Settings' links. The main content area is titled 'Digital Wellness' and includes a descriptive paragraph and a link to 'Learn more about Digital Wellness'. Below this are two settings cards: '20-20-20 Rule' and 'Posture Warning'. The '20-20-20 Rule' card has a toggle switch set to 'On' and explains the rule. The 'Posture Warning' card also has a toggle switch set to 'On' and features two sliders: 'Posture warning distance' (set to 30cm) and 'Posture warning delay' (set to 3s). Both sliders have 'Use my current distance' and information icons.

# Lenovo Glance by Mirametrix

Gerovė darbuotojui

Patogesnė darbo vieta ir paprastesnis darbas dirbant su keletu monitorių



# Lenovo Glance by Mirametrix

## Gerovė darbuotojui

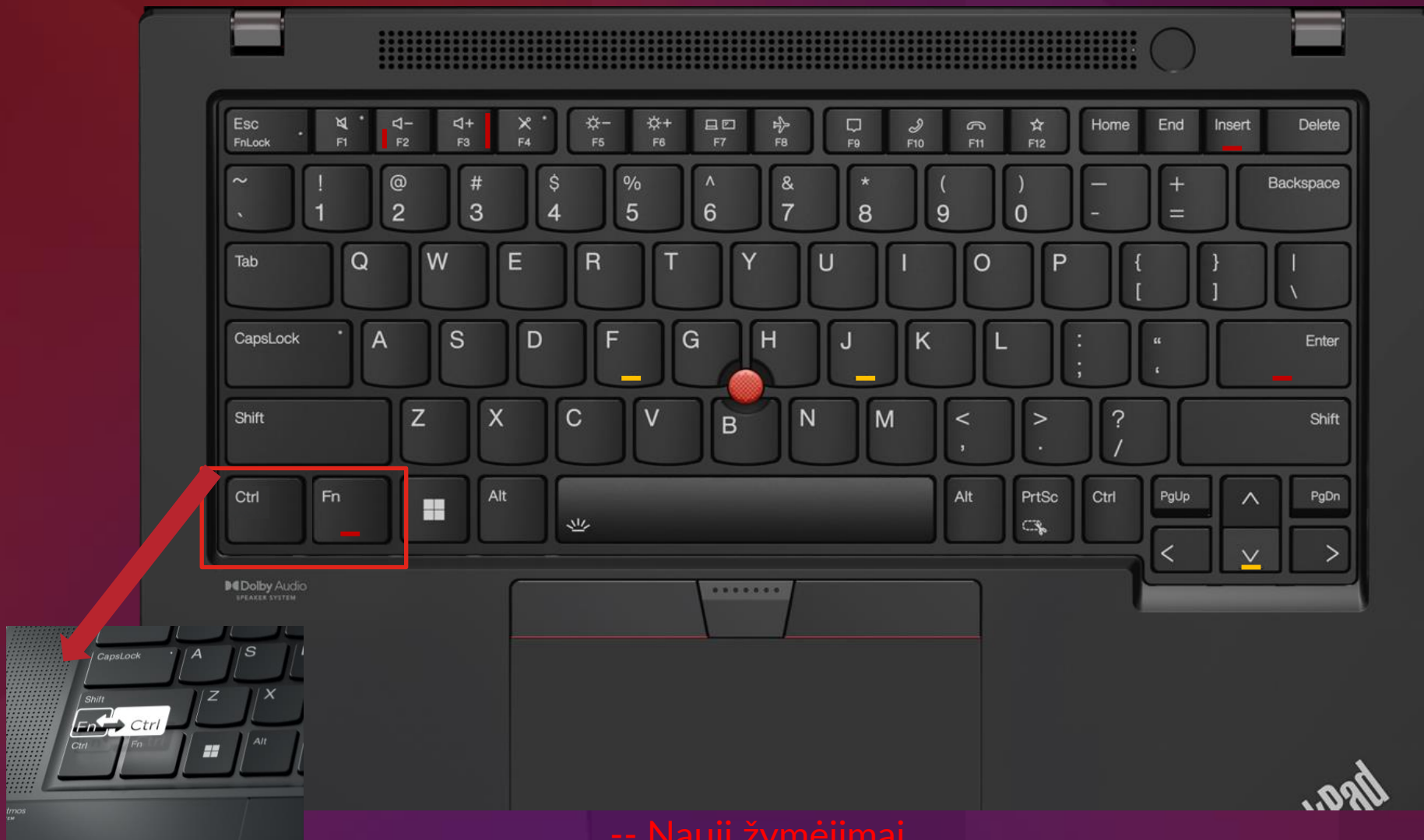
Patogesnė darbo vieta ir paprastesnis darbas dirbant su keletu monitorių



# Lenovo sprendimai žmonėms su negalia

Gerovė darbuotojui

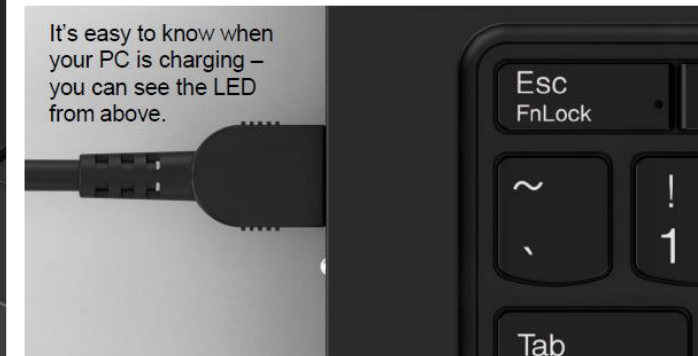
Legendinė  
ThinkPad  
klaviatūra  
dabar dar  
paprastesnė  
žmonėms su  
regos negalia



# Lenovo sprendimai žmonėms su negalia

## Gerovė darbuotojui

LED lemputė, kad patogiau aptikti USB-C krovimo jungtį žmonėms su regos negalia. Braille rašto dydžio



Smarter  
technology  
for all

Lenovo

thanks.